



Kelvin™ TILE




**EFFICIENT,
HIGH-QUALITY
WHITE LIGHT**

**VARIABLE COLOR
TEMPERATURE**

**ADVANCED LIGHTING
EFFECTS**

**CREATIVE CONTROL
OPTIONS**



True-white light has arrived.

The Kelvin™ Technology Series LED-based lighting system provides unlimited variable color temperature, creating a new level of flexibility in lighting. Kelvin TILES have a unique mix of 6 LEDs resulting in a high-quality, full spectrum white light specifically developed for film and video applications. And, unlike traditional lighting products, color temperature remains consistent throughout the full range of intensity variation.

The Kelvin™ TILE is a professional lighting unit developed to adapt specifically to the dynamic requirements of film and video shoots. The TILE can be ordered with an industry standard V-mount to allow flexible, battery powered operation. These LED-based fixtures operate with a fraction of the power required by traditional professional lighting and with little to no heat emission.

The Kelvin TILE provides three methods of control:

Local control for easy, standalone operation.

Full DMX implementation.

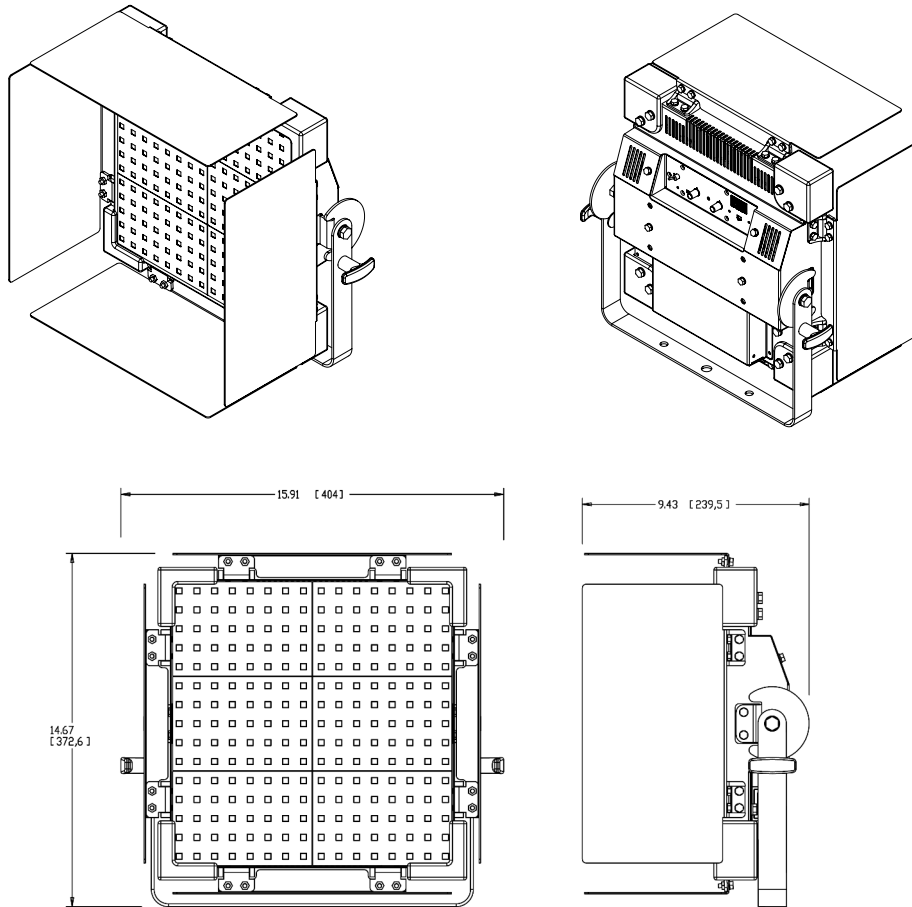
The Kelvin PAINTBOX™, a remote control system that accesses the fixture's full range of capabilities. In addition to complete calibrated control of white light, the PAINTBOX offers Digital Gelling™ capabilities of plus/minus green biasing. In RGB mode, the PAINTBOX offers access to a wide palette of colored lighting effects for washes, sweeps and strobe effects. One PAINTBOX can independently control up to eight individual Kelvin TILES, allowing lighting parameters to be saved, recalled, and cloned.



www.elementlabs.com

Kelvin™ TILE

PRELIMINARY



Specifications

CCT Range	2200K-6500K variable, with presets at 3000K and 5500K
LED color mixing	Expanded RGB with Cyan, Amber, White
Beam angle	108° (@ 50% intensity)
Brightness	273 Lux @ 1 M (3000K) 419 Lux @ 1 M (5500K)
Power Consumption	85 watts max (AC) 75 watts max (DC)
Power	10–32 VDC 90–264 VAC 50/60 Hz
Dimensions	Length 301.0 mm (11.85 in) Height 301.0 mm (11.85 in) Depth 99.0 mm (3.90 in)
Weight	9 lbs. (4.08 kg)
Accessories	Standard Kinoflo mount Single or Double Yoke mount Removable Barndoors Kelvin PAINTBOX™

North America
+1 512 491 9111

London
+44 20 7749 0611

Germany
+49 5331 905660

www.elementlabs.com
info@elementlabs.com